

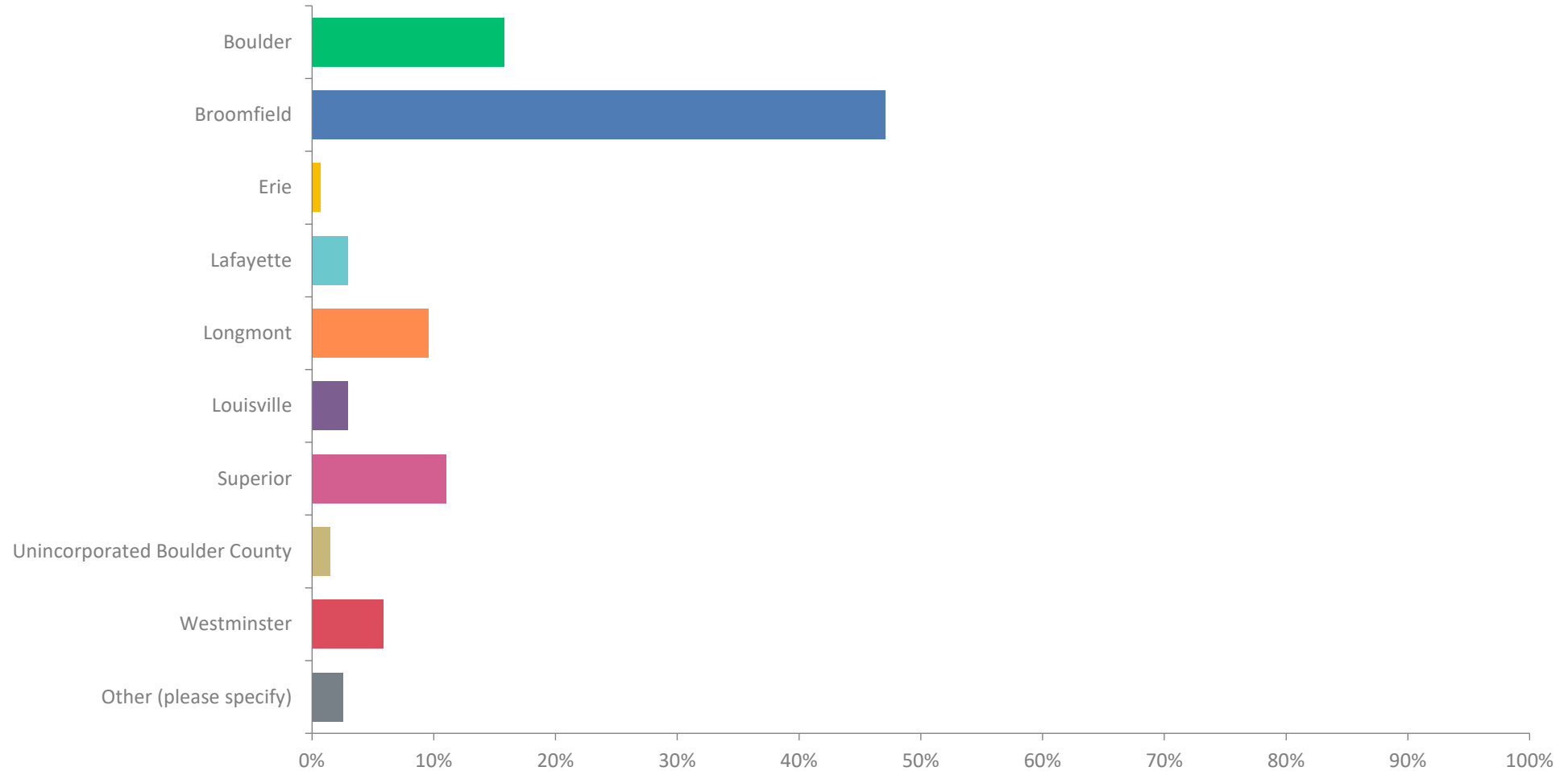
# Northwest Regional Bike Share Feasibility Study

## Public Input Survey

- Measure interest in and potential for utilization of bike share system in participating jurisdictions
- Survey went live June 26, 2023
- In English and Spanish
- 302 complete English responses, 0 Spanish
- Survey closed Oct 10, 2023

# Q1: Where do you live?

- Answered: 272 Skipped: 0



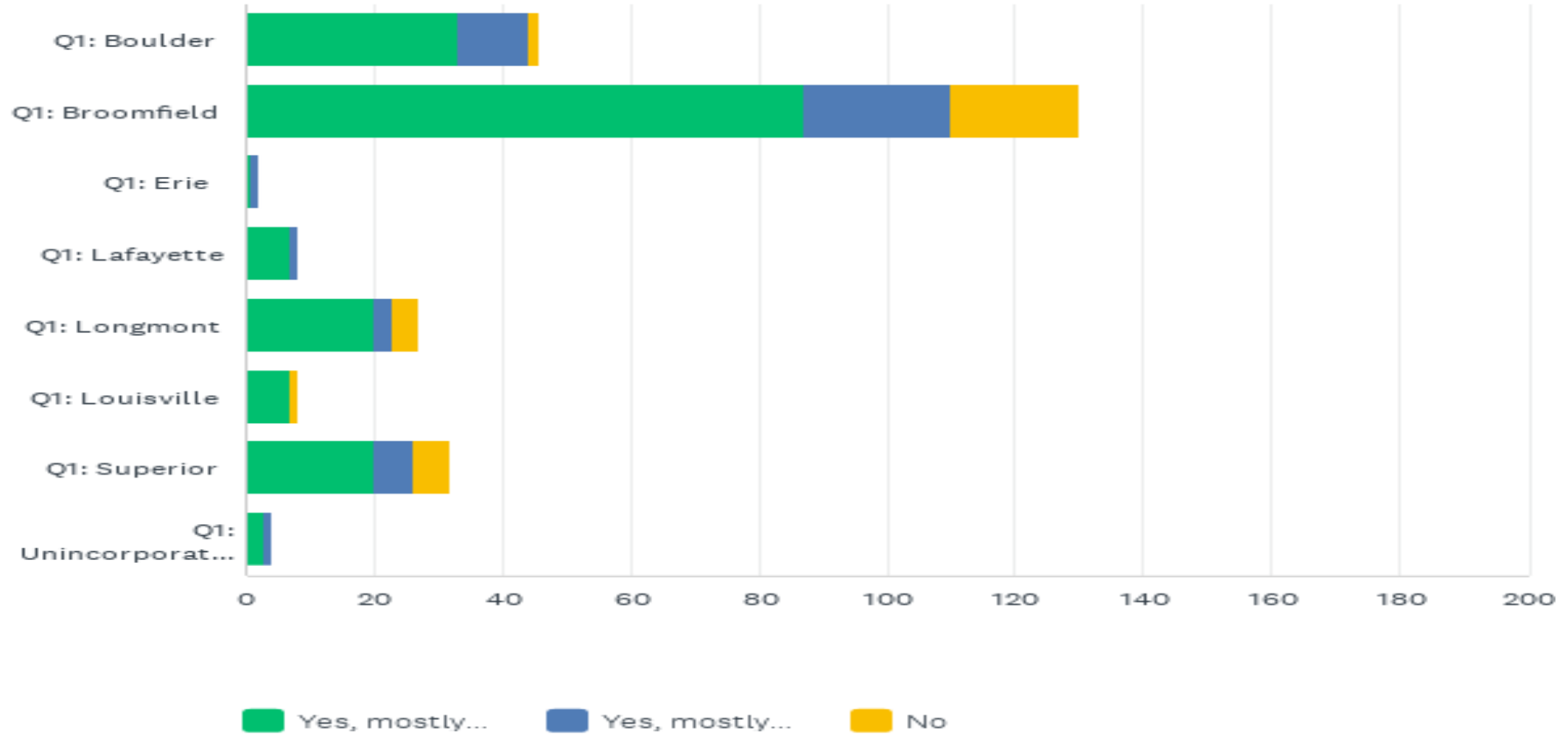
# Q1: Where do you live?

• Answered: 272 Skipped: 0

ANSWER CHOICES	RESPONSES	
Boulder	15.81%	43
Broomfield	47.06%	128
Erie	0.74%	2
Lafayette	2.94%	8
Longmont	9.56%	26
Louisville	2.94%	8
Superior	11.03%	30
Unincorporated Boulder County	1.47%	4
Westminster	5.88%	16
Other (please specify)	2.57%	7
TOTAL		272

## Q2: Do you ride a bicycle?

- Answered: 249 Skipped: 0



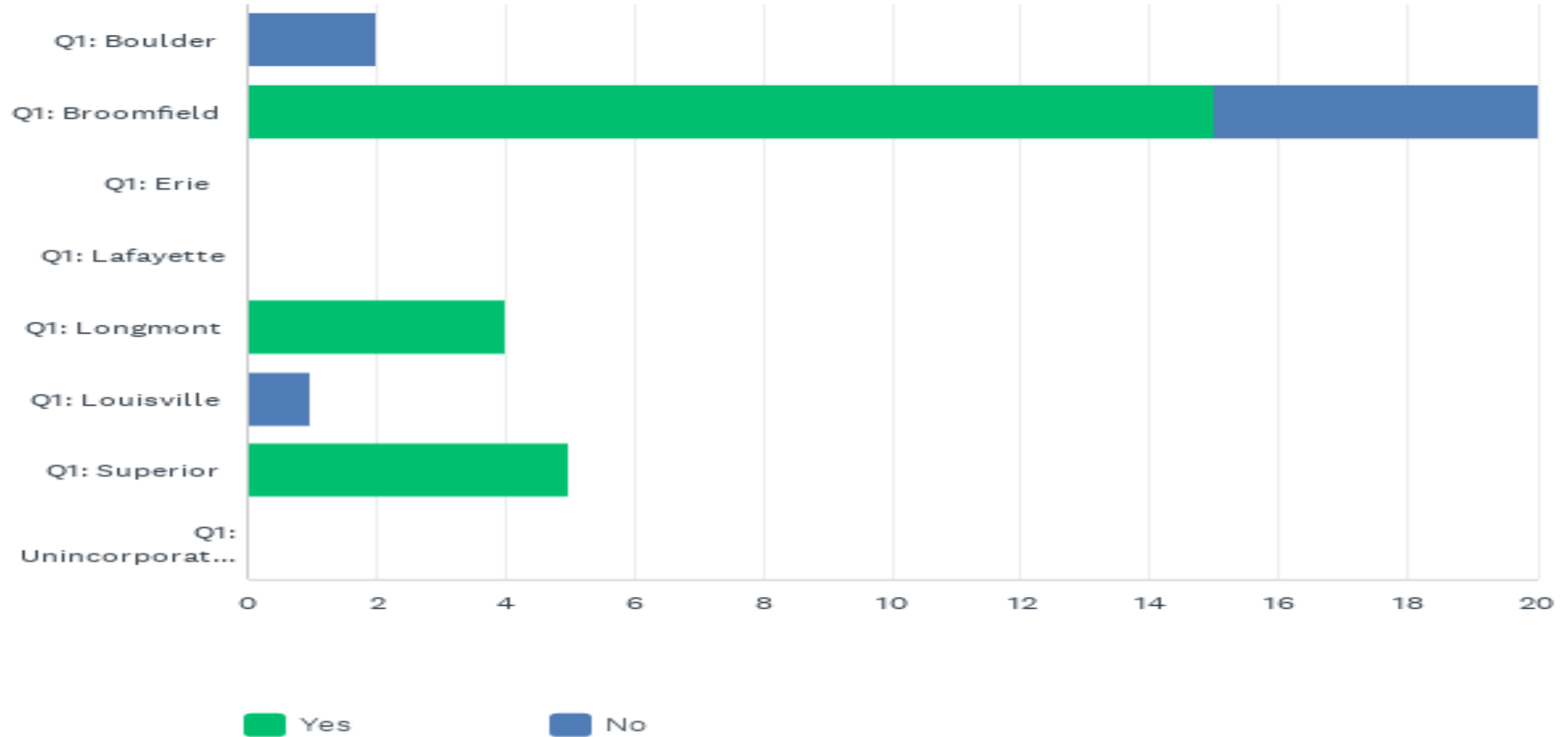
## Q2: Do you ride a bicycle?

- Answered: 249 Skipped: 0

	YES, MOSTLY RIDE A STANDARD BICYCLE	YES, MOSTLY RIDE AN ELECTRIC BICYCLE	NO	TOTAL
Q1: Boulder	76.74% 33	25.58% 11	4.65% 2	18.47% 46
Q1: Broomfield	67.97% 87	17.97% 23	15.63% 20	52.21% 130
Q1: Erie	50.00% 1	50.00% 1	0.00% 0	0.80% 2
Q1: Lafayette	87.50% 7	12.50% 1	0.00% 0	3.21% 8
Q1: Longmont	76.92% 20	11.54% 3	15.38% 4	10.84% 27
Q1: Louisville	87.50% 7	0.00% 0	12.50% 1	3.21% 8
Q1: Superior	66.67% 20	20.00% 6	20.00% 6	12.85% 32
Q1: Unincorporated Boulder County	75.00% 3	25.00% 1	0.00% 0	1.61% 4
Total Respondents	178	46	33	249

# Q3: Are you interested in starting to ride?

- Answered: 32 Skipped: 217



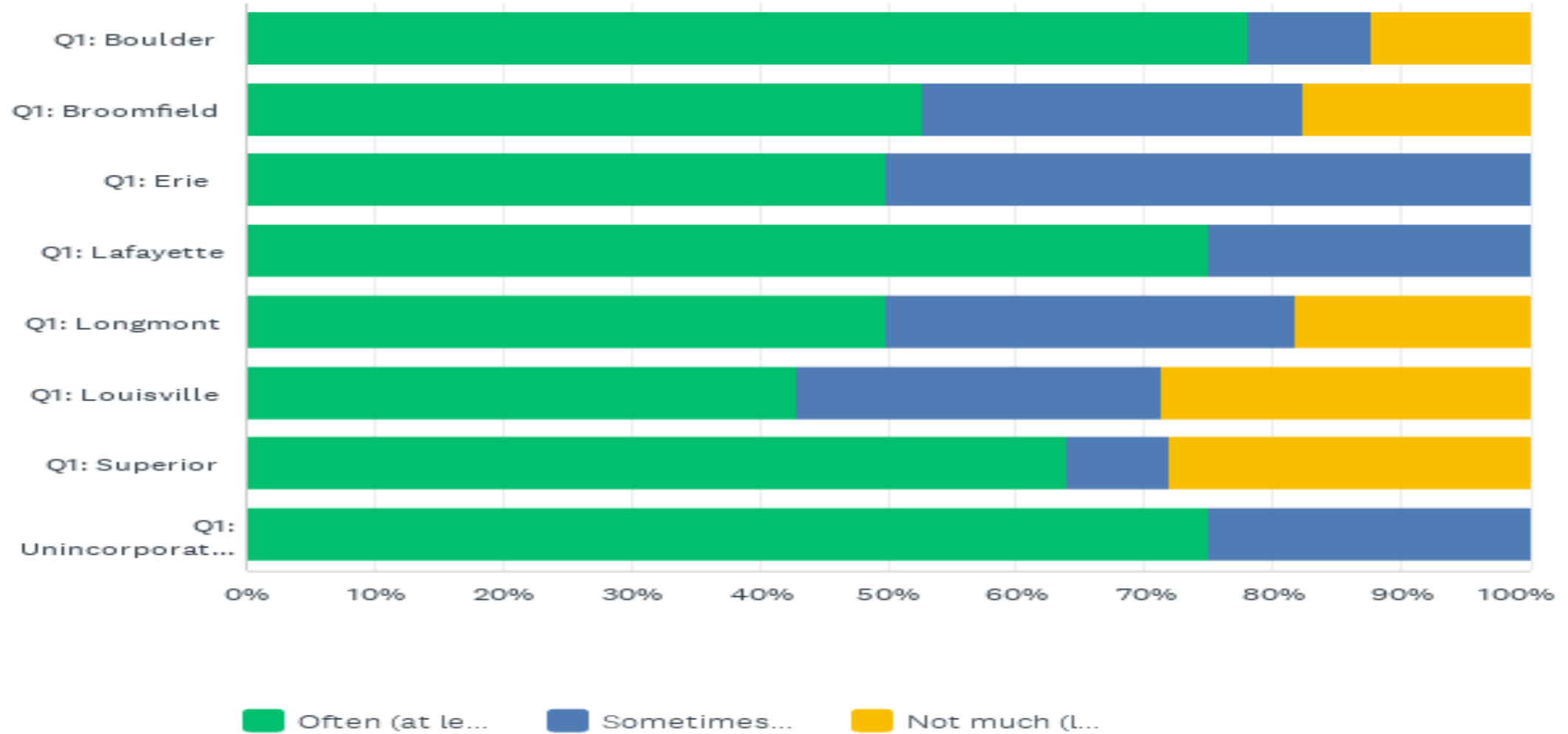
### Q3: Are you interested in starting to ride?

- Answered: 32 Skipped: 217

	YES	NO	TOTAL
Q1: Boulder	0.00% 0	100.00% 2	6.25% 2
Q1: Broomfield	75.00% 15	25.00% 5	62.50% 20
Q1: Erie	0.00% 0	0.00% 0	0.00% 0
Q1: Lafayette	0.00% 0	0.00% 0	0.00% 0
Q1: Longmont	100.00% 4	0.00% 0	12.50% 4
Q1: Louisville	0.00% 0	100.00% 1	3.13% 1
Q1: Superior	100.00% 5	0.00% 0	15.63% 5
Q1: Unincorporated Boulder County	0.00% 0	0.00% 0	0.00% 0
<b>Total Respondents</b>	<b>24</b>	<b>8</b>	<b>32</b>

# Q4: How often do you ride a bicycle?

- Answered: 217 Skipped: 32





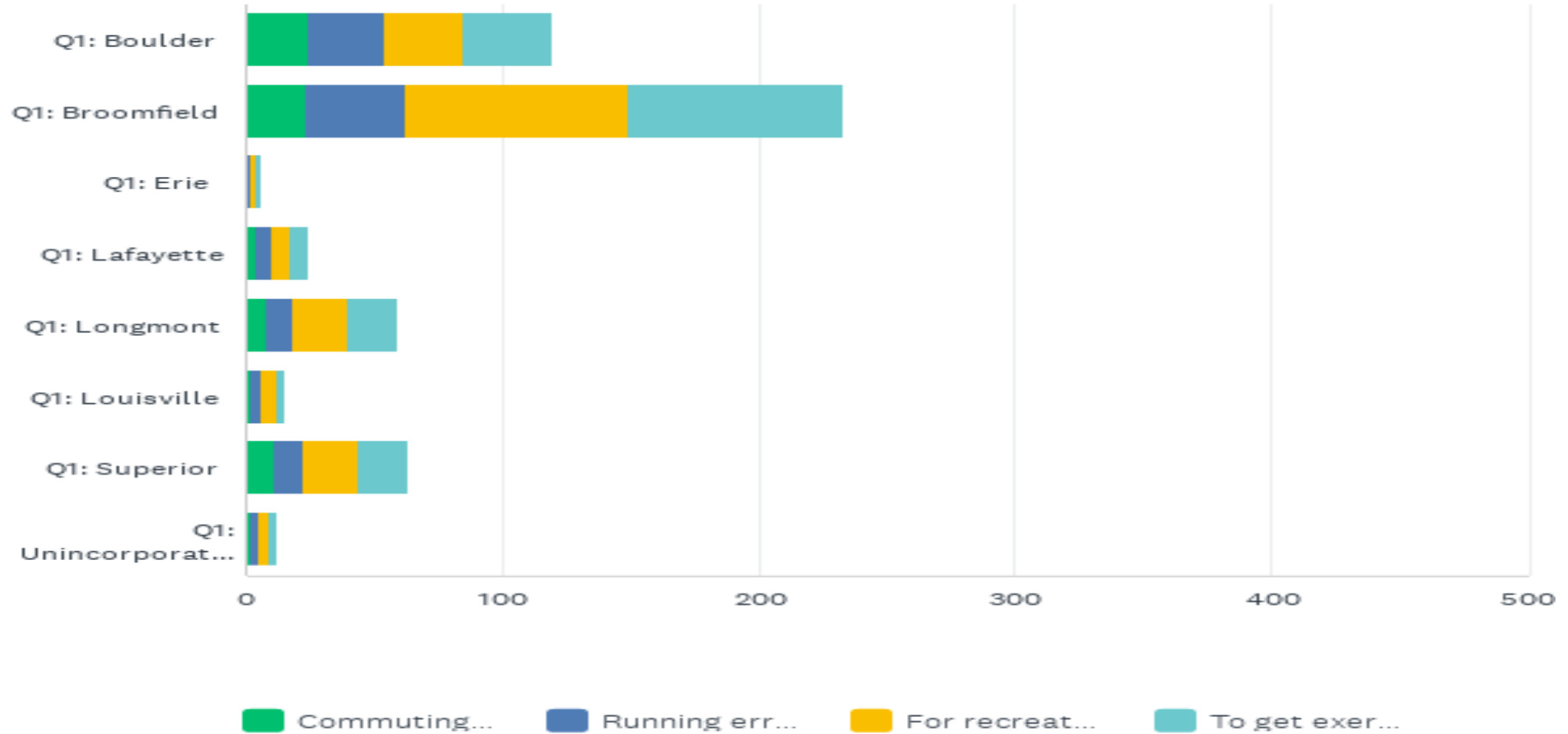
## Q4: How often do you ride a bicycle?

- Answered: 217 Skipped: 32

	OFTEN (AT LEAST EVERY WEEK)	SOMETIMES (AT LEAST EVERY MONTH)	NOT MUCH (LESS THAN EVERY MONTH)	TOTAL
Q1: Boulder	78.05% 32	9.76% 4	12.20% 5	18.89% 41
Q1: Broomfield	52.78% 57	29.63% 32	17.59% 19	49.77% 108
Q1: Erie	50.00% 1	50.00% 1	0.00% 0	0.92% 2
Q1: Lafayette	75.00% 6	25.00% 2	0.00% 0	3.69% 8
Q1: Longmont	50.00% 11	31.82% 7	18.18% 4	10.14% 22
Q1: Louisville	42.86% 3	28.57% 2	28.57% 2	3.23% 7
Q1: Superior	64.00% 16	8.00% 2	28.00% 7	11.52% 25
Q1: Unincorporated Boulder County	75.00% 3	25.00% 1	0.00% 0	1.84% 4
Total Respondents	129	51	37	217

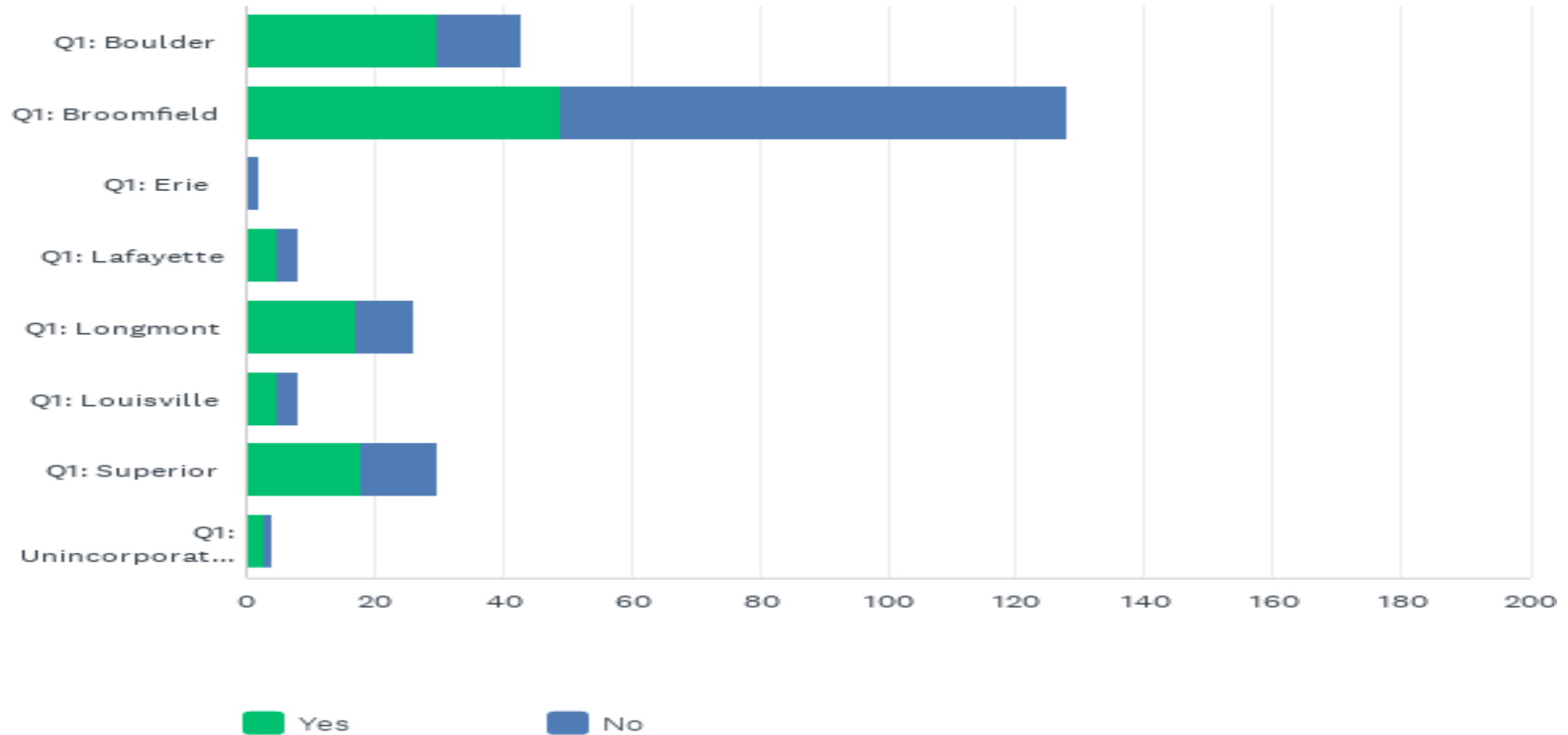
# Q5: What are the reasons you ride a bike? (Check all that apply)

- Answered: 216 Skipped: 33



# Q6: Have you ever used a bike share system (bikes available for checkout by riders via an App or automated kiosk)?

• Answered: 249 Skipped: 0



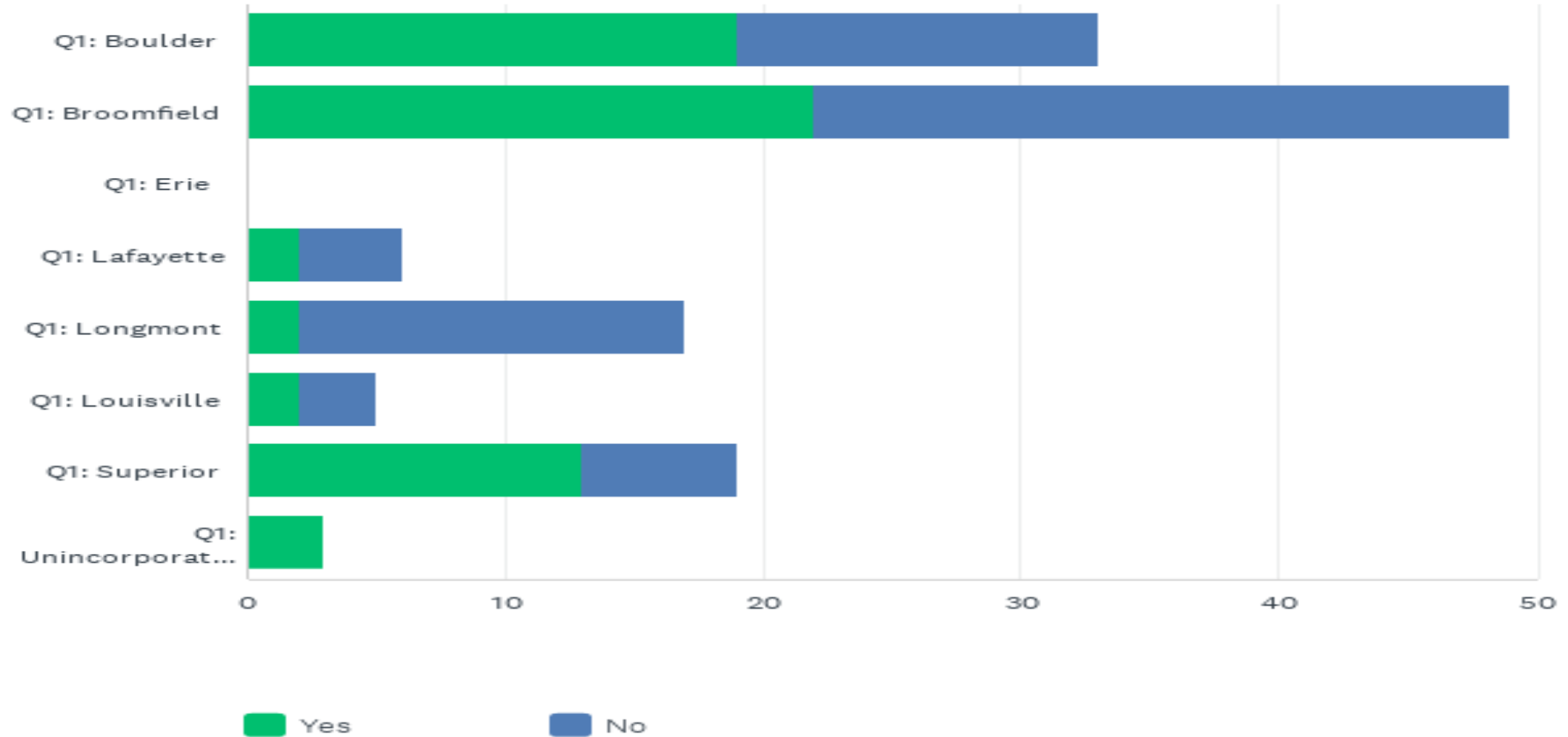
# Q6: Have you ever used a bike share system (bikes available for checkout by riders via an App or automated kiosk)?

• Answered: 249 Skipped: 0

	YES	NO	TOTAL
Q1: Boulder	69.77% 30	30.23% 13	17.27% 43
Q1: Broomfield	38.28% 49	61.72% 79	51.41% 128
Q1: Erie	0.00% 0	100.00% 2	0.80% 2
Q1: Lafayette	62.50% 5	37.50% 3	3.21% 8
Q1: Longmont	65.38% 17	34.62% 9	10.44% 26
Q1: Louisville	62.50% 5	37.50% 3	3.21% 8
Q1: Superior	60.00% 18	40.00% 12	12.05% 30
Q1: Unincorporated Boulder County	75.00% 3	25.00% 1	1.61% 4
<b>Total Respondents</b>	<b>127</b>	<b>122</b>	<b>249</b>

# Q7: Were the bikes you used electric?

- Answered: 127 Skipped: 122



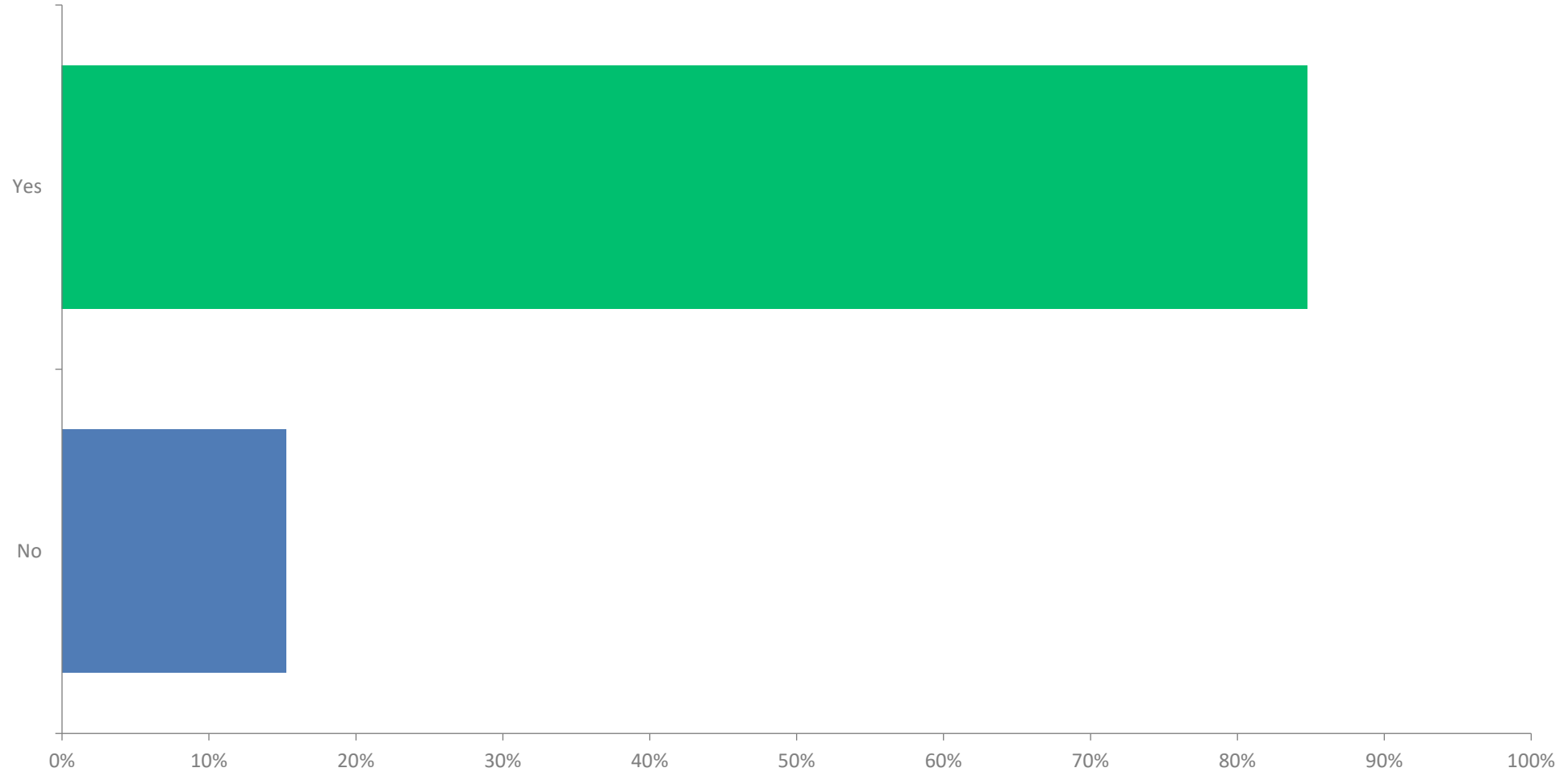
# Q7: Were the bikes you used electric?

- Answered: 127 Skipped: 122

	YES	NO	TOTAL
Q1: Boulder	63.33% 19	46.67% 14	25.98% 33
Q1: Broomfield	44.90% 22	55.10% 27	38.58% 49
Q1: Erie	0.00% 0	0.00% 0	0.00% 0
Q1: Lafayette	40.00% 2	80.00% 4	4.72% 6
Q1: Longmont	11.76% 2	88.24% 15	13.39% 17
Q1: Louisville	40.00% 2	60.00% 3	3.94% 5
Q1: Superior	72.22% 13	33.33% 6	14.96% 19
Q1: Unincorporated Boulder County	100.00% 3	0.00% 0	2.36% 3
<b>Total Respondents</b>	<b>63</b>	<b>69</b>	<b>127</b>

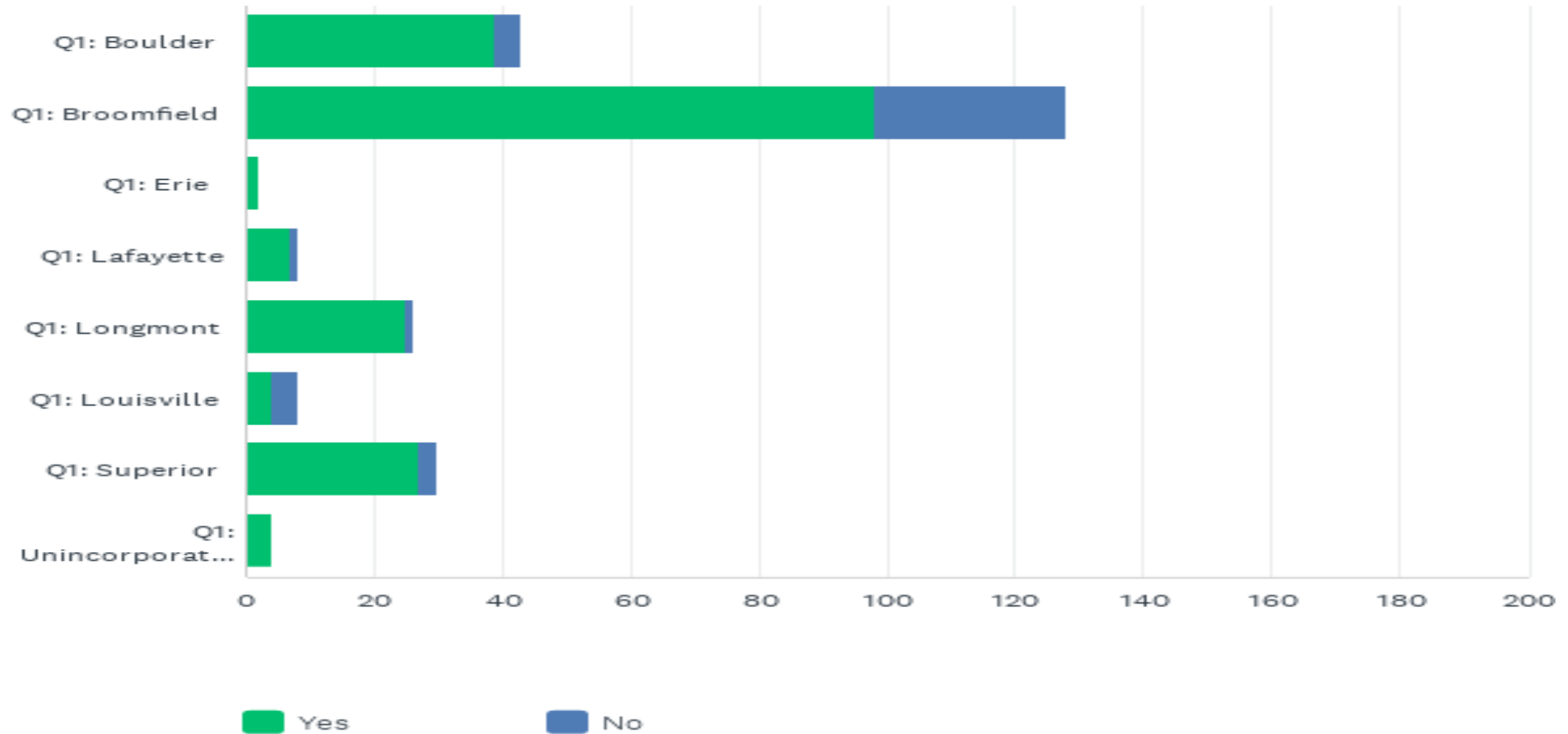
# Q8: Do you believe that a shared eBike system would benefit your community?

• Answered: 243 Skipped: 0



# Q8: Do you believe that a shared eBike system would benefit your community?

• Answered: 249 Skipped: 0





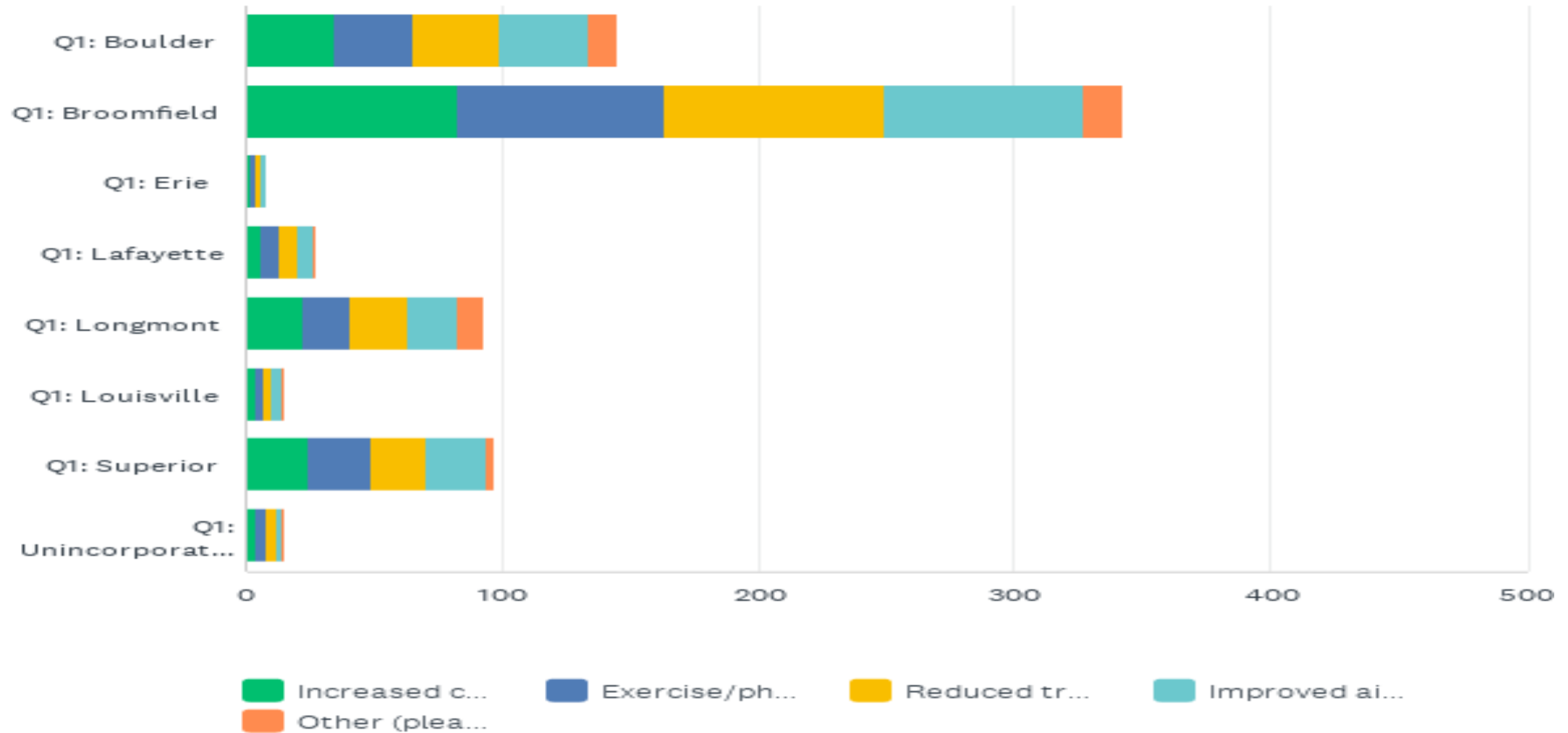
# Q8: Do you believe that a shared eBike system would benefit your community?

• Answered: 249 Skipped: 0

	YES	NO	TOTAL
Q1: Boulder	90.70% 39	9.30% 4	17.27% 43
Q1: Broomfield	76.56% 98	23.44% 30	51.41% 128
Q1: Erie	100.00% 2	0.00% 0	0.80% 2
Q1: Lafayette	87.50% 7	12.50% 1	3.21% 8
Q1: Longmont	96.15% 25	3.85% 1	10.44% 26
Q1: Louisville	50.00% 4	50.00% 4	3.21% 8
Q1: Superior	90.00% 27	10.00% 3	12.05% 30
Q1: Unincorporated Boulder County	100.00% 4	0.00% 0	1.61% 4
<b>Total Respondents</b>	<b>206</b>	<b>43</b>	<b>249</b>

# Q9: What benefits do you see for your community? Please check all that apply.

• Answered: 206 Skipped: 43



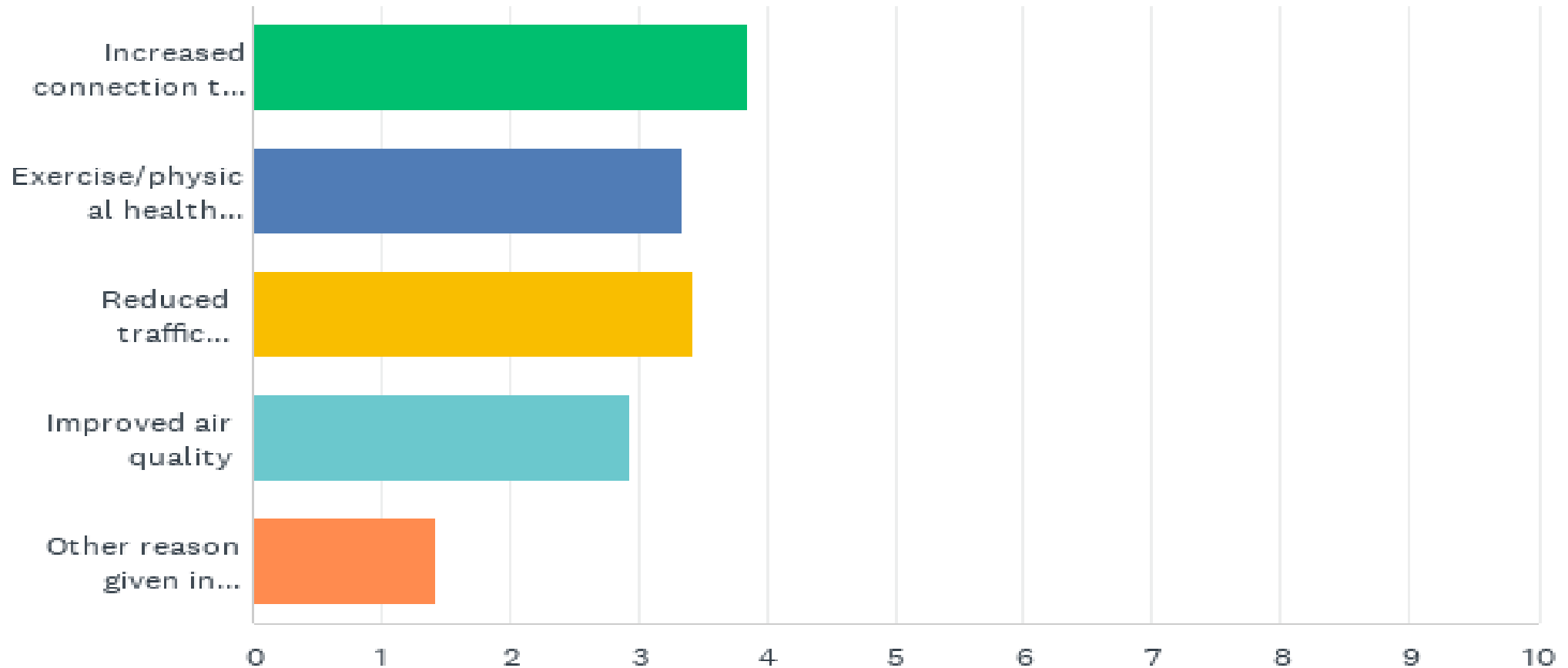
Q9: What benefits do you see for your community? Please check all that apply.

- Answered: 206 Skipped: 43

	INCREASED CONNECTION TO DESTINATIONS	EXERCISE/PHYSICAL HEALTH BENEFITS	REDUCED TRAFFIC CONGESTION	IMPROVED AIR QUALITY	OTHER (PLEASE SPECIFY)	TOTAL
Q1: Boulder	89.74% 35	76.92% 30	87.18% 34	89.74% 35	28.21% 11	70.39% 145
Q1: Broomfield	84.69% 83	82.65% 81	86.73% 85	79.59% 78	16.33% 16	166.50% 343
Q1: Erie	100.00% 2	100.00% 2	100.00% 2	100.00% 2	0.00% 0	3.88% 8
Q1: Lafayette	85.71% 6	100.00% 7	100.00% 7	100.00% 7	14.29% 1	13.59% 28
Q1: Longmont	92.00% 23	72.00% 18	88.00% 22	80.00% 20	40.00% 10	45.15% 93
Q1: Louisville	100.00% 4	75.00% 3	75.00% 3	100.00% 4	25.00% 1	7.28% 15
Q1: Superior	92.59% 25	88.89% 24	81.48% 22	85.19% 23	11.11% 3	47.09% 97
Q1: Unincorporated Boulder County	100.00% 4	100.00% 4	100.00% 4	50.00% 2	25.00% 1	7.28% 15
Total Respondents	182	169	179	171	43	206

Q10: Please rank the benefits in order of importance from 1 to 5, 1 being the most important and 5 the least important.

• Answered: 232 Skipped: 48


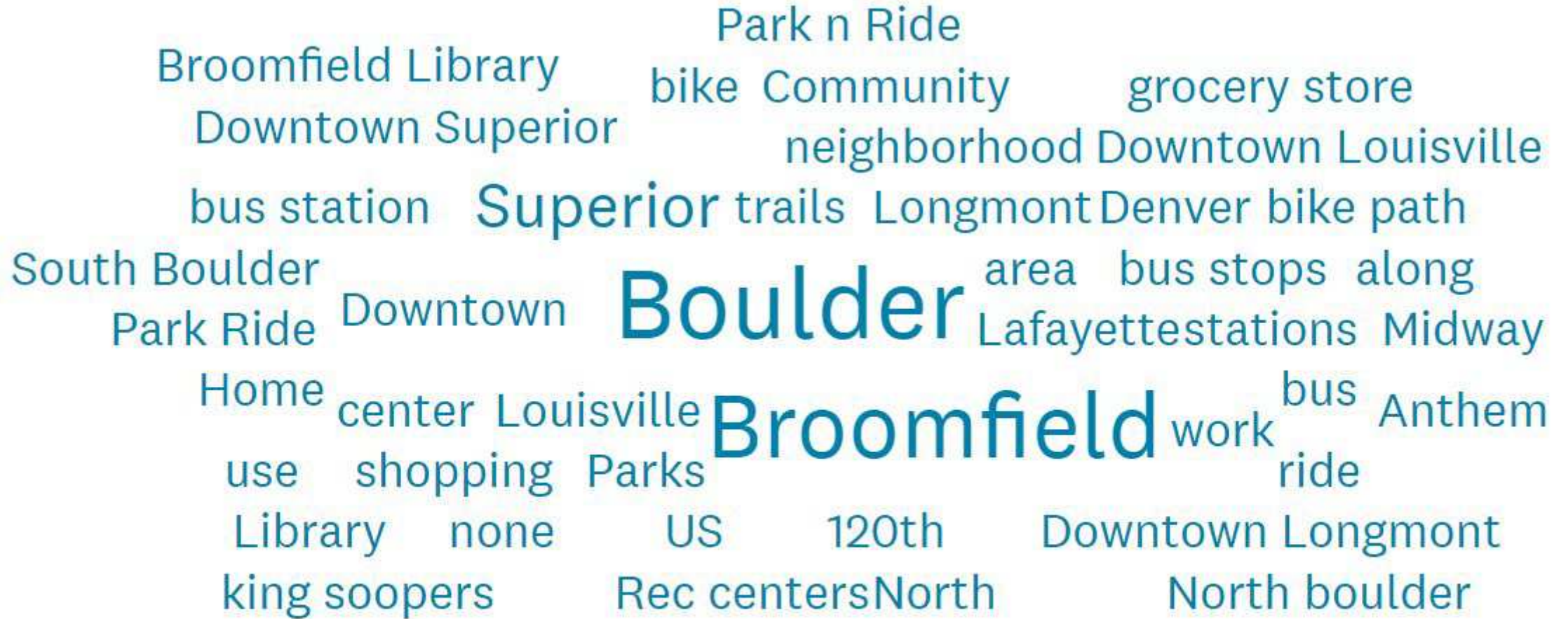


Q10: Please rank the benefits in order of importance from 1 to 5, 1 being the most important and 5 the least important.

• Answered: 232 Skipped: 48

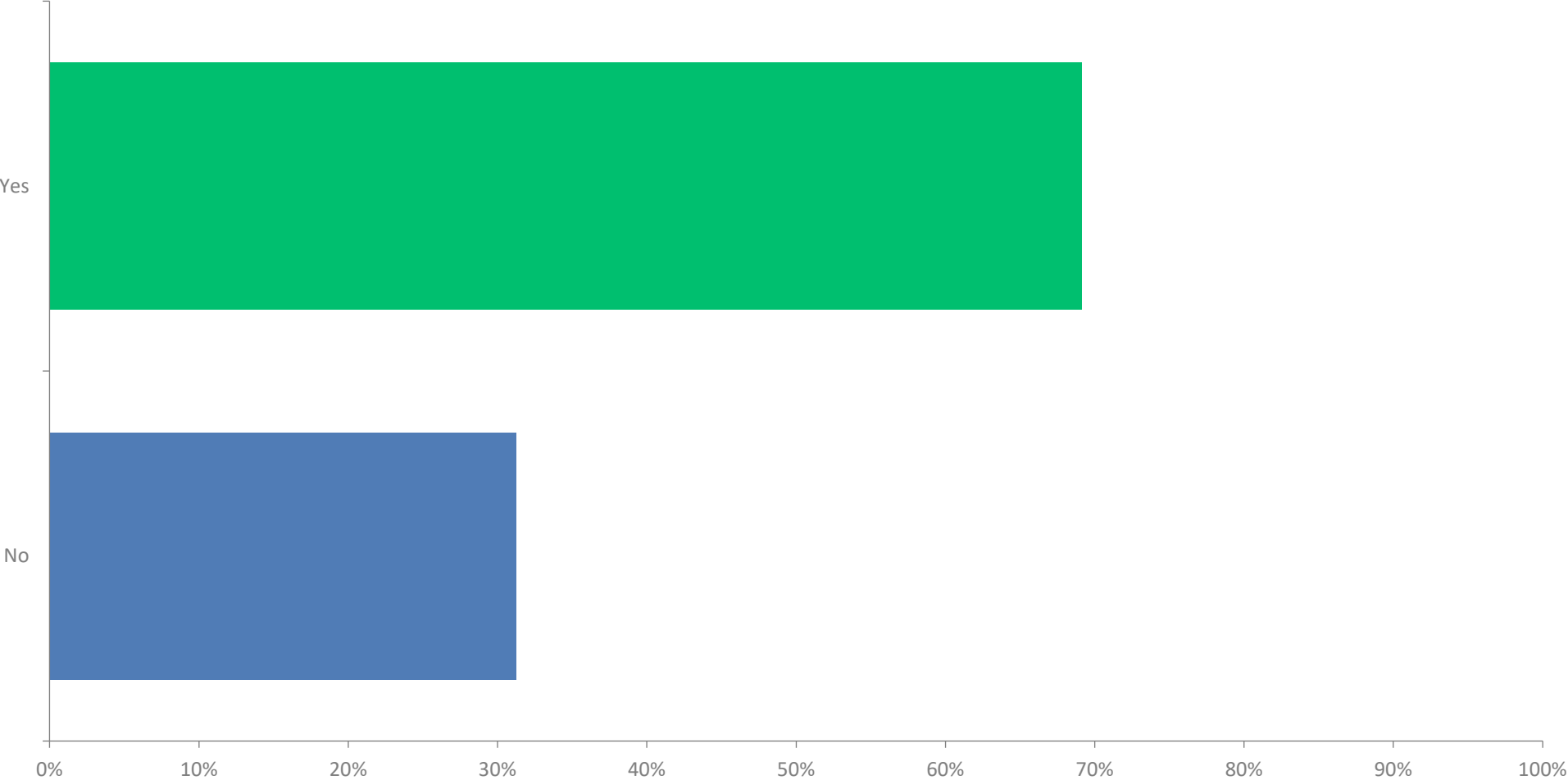
	1	2	3	4	5	TOTAL	SCORE
Increased connection to destinations	42.24% 98	21.98% 51	16.81% 39	16.38% 38	2.59% 6	232	3.85
Exercise/physical health benefits	25.43% 59	20.69% 48	21.55% 50	27.59% 64	4.74% 11	232	3.34
Reduced traffic congestion	15.95% 37	33.19% 77	31.90% 74	15.95% 37	3.02% 7	232	3.43
Improved air quality	11.64% 27	18.97% 44	27.16% 63	37.50% 87	4.74% 11	232	2.95
Other reason given in previous question	4.74% 11	5.17% 12	2.59% 6	2.59% 6	84.91% 197	232	1.42

# Q11: Where would you be most likely to use a shared eBike?



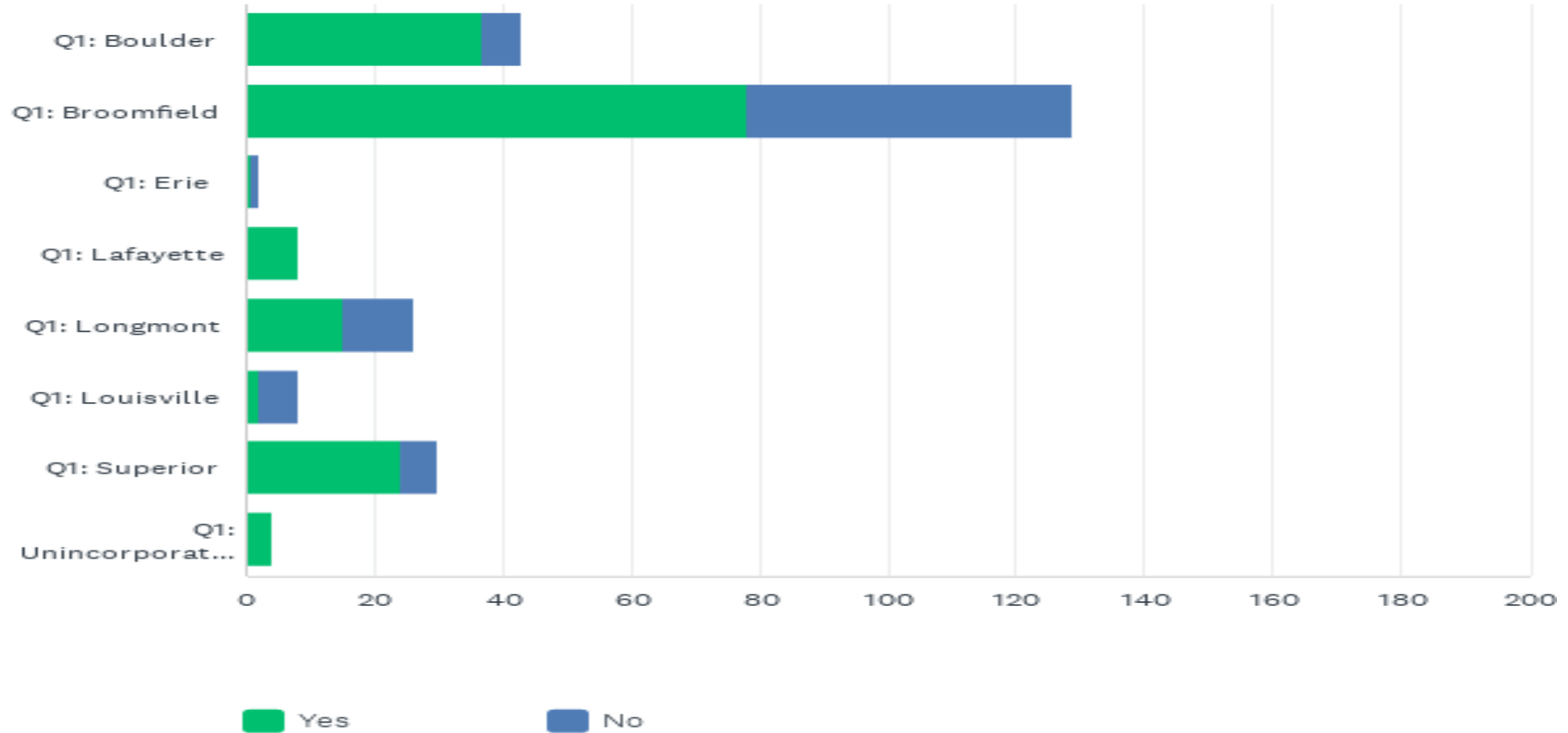
# Q12: Could having access to a shared eBike system help you connect with transit that you would like to use, such as a certain RTD station or route?

• Answered: 243 Skipped: 0



# Q12: Could having access to a shared eBike system help you connect with transit that you would like to use, such as a certain RTD station or route?

• Answered: 249 Skipped: 0





# Q12: Could having access to a shared eBike system help you connect with transit that you would like to use, such as a certain RTD station or route?

• Answered: 249 Skipped: 0

	YES	NO	TOTAL
Q1: Boulder	86.05% 37	13.95% 6	17.27% 43
Q1: Broomfield	60.94% 78	39.84% 51	51.81% 129
Q1: Erie	50.00% 1	50.00% 1	0.80% 2
Q1: Lafayette	100.00% 8	0.00% 0	3.21% 8
Q1: Longmont	57.69% 15	42.31% 11	10.44% 26
Q1: Louisville	25.00% 2	75.00% 6	3.21% 8
Q1: Superior	80.00% 24	20.00% 6	12.05% 30
Q1: Unincorporated Boulder County	100.00% 4	0.00% 0	1.61% 4
<b>Total Respondents</b>	<b>169</b>	<b>81</b>	<b>249</b>

# Thank you!

**Commuting**  
**Solutions**

